

2006 RODRIGUEZ BICYCLES AND TANDEM

SOLID STEEL RIDES FOR 2006



R+E
CYCLES

SINCE 1973

5627 University Way NE

Seattle, WA 98105

206-527-4822

Fax 206-527-8931

 www.rodcycle.com

Do you live and work in Washington State? Hey, so do we!

Recently, a customer sent me a long email of suggestions about how to even better serve our customers. His expertise was obviously in customer service, so I read his suggestions thoroughly. He had some very good ideas.

One thing that surprised me was that he said that he didn't know that we made Rodriguez bicycles right here inside R+E Cycles until he had visited a few times, and someone finally mentioned it. He loved the tour of the frame shop, and the fact that he was meeting the people that would be welding the frame together, as well as painting and assembling his bike.

One thing about us here at R+E Cycles, we are proud of the fact that we build our own bicycles. Our shop has been doing this for so long, I just figured that everybody knew that... obviously I was wrong.

You'll get something more with a Rodriguez

At R+E Cycles, you'll get more than just a fantastic value on a hand built bike, you'll have a completely unique experience. All you have to do is ask, and you'll meet Dennis, the master frame builder, who's busy at work building frames here at R+E Cycles. Not many shops can introduce you to the person that will build your new frame.

Another popular person here is Teresa. Teresa paints all of the Rodriguez bikes, and it is common place to meet with her if you're going to design a custom paint job.

These are certainly things that you won't find at your standard bike shop.

A bicycle manufacturer with a personal touch

We're different than other manufacturers. At R+E Cycles, you are closer to the creation of your new bicycle than is possible anywhere else. Everyone's body is different, and so are their personalities. Fitting your bike to your body as well as your personality is what we've been doing for over 30 years now. From the fitting process, to final assembly, your creation never leaves this building. You can visit it any time you like, even during construction or final assembly.

If you like what we've done creating your new bike, we also offer a full service department. Our service department is more than just a standard service department, it's the same service department that assembled your new bike. What's better than having the same people who made your new bike, service your new bike?

Family history

Our favorite part though, is our customers. On any given day, it's like a family reunion here in the shop. Our customers seem more like family to us. They come in just to say hi, get advice, or buy a cup of coffee at our coffee shop. When we hire a new employee, they are always surprised by this. I don't why this is, but we know that we have the best customers in the world!


Why buy a bike?

When you can buy a bike shop?

"Buy a shop? Me?" You ask. Yes, you. That's the best advice that you can get when you are shopping for a bicycle. What it means is the difference between shops is greater than the difference in bike brands. So, what you are actually buying when you buy a bicycle is a relationship with that bike shop.

At a good shop, you'll get lots of attention to how your bike will fit, and good advice from staff that listens to your concerns. You'll find educational seminars, good educational materials, and long term staff members in every department.

These are just a few of the things that you'll find here at R+E Cycles. When you buy from us, you're buying the whole shop.



WHAT'S INSIDE

Women's Specific Design?	Page 4
Sport/Fitness Bikes	Page 5
The Perfect Blend	Page 6
Sport/Race Bikes	Page 7
Size Matters	Page 8
High Performance S3 Bikes	Page 9
Buy Really Local!	Page 10
Touring/Commuting Bikes	Page 11
Travel Bikes (UTB)	Page 12-13
Frame Sets	Page 14
The Trillium Bike	Page 15
Willie and Kat's 8-Ball	Page 16
How to Shop for a Tandem	Page 17
Tandem Frames	Pages 18-19
Tandem Parts Kits	Page 20
Meet the Crew!	Page 21
Map to our Store	Page 22

WOMEN'S SPECIFIC DESIGN? OR JUST WOMEN'S SPECIFIC MARKETING?



Heather on a pile of Fire ants, with her New Custom Rodriguez S3. Read her story at rodcycle.com

What is Women's specific design? It's the new buzz word...WSD for short. You see, over the last few years, some big bike manufacturers have figured out that women buy bicycles too, and began marketing campaigns to bring women into the sport. Well, at our company making bikes to fit women is nothing new. To us, Women's Specific Design is more than a color catalog with pictures of women riding bicycles. As you browse the pages of our catalog you'll see that all of our models of bicycles are available 15 sizes to fit men and women (see page 8).

There is a difference between Women's Specific Design, and Women's Specific Marketing. Although a lot of these companies are doing a superb job of marketing their WSD bikes, some of them need a little more work on the 'Design' aspect. Most of them are just making their WSD bikes smaller. We see them every day in the shop with their owner's bringing them in for fitting in our shop. Fitting bikes to women is nothing new here at Rodriguez, you see, we've been building custom WSD bikes for decades. Since 1996, we've been building our own line of WSD production bikes as well.

THE STORY OF RODRIGUEZ ROAD BIKES FOR WOMEN

A few years ago, Time magazine ran a cover article titled 'Men and Women are born different'. "No kidding," I thought, "why can't the bicycle industry figure that out?" Women have always been expected to adapt to bikes that are designed for men. This means that the handle bars are too wide (men usually have broader shoulders), the reach to the bars is too long (men have their height in their torsos, while most women have their height in their legs), and the bars are too low (men generally have longer arms). The way that the men's bikes were manufactured made these bikes difficult, if not impossible, to adjust to fit women comfortably. We tried talking with all of our bicycle vendors to try and address the issue, to no avail. So, in 1996, we took on the monumental task of designing and manufacturing a line of bicycles specifically for women.

As a custom bike builder, we have a database of over 10,000 people that we have measured for bicycles over the decades and about 1/2 of them are women. Our customers range from semiprofessional athletes to folks just getting into cycling after retiring from a 30 year career at a desk. In 1996, we pioneered a new frame design made specifically for women. We used only the women's measurements and the design we came up with was radically different than any bike that was available at the time. The resulting effort was the Rodriguez Stellar line of bicycles. The Stellar bicycle for women became a standard in the industry.

The original Stellar design was made in 3, then 4 sizes. The focus was really on shorter women at the time. Since then, women from all over the US (and sometimes the world) have sought us out. We've now moved beyond the 4 sizes. In 2006, we've expanded our Rodriguez bike line to 15 sizes (see page 8). These sizes were developed using our 33 years of experience building custom bicycles. Within our 15 sizes, we can determine a 'perfect fit' for just about any woman (or man for that matter). With Rodriguez bicycles, you can have a comfortable, high performance bicycle without compromising the fit.



Kristi with her new best friend 'Pearl' discovers cycling again. Read her story at rodcycle.com



www.rodcycle.com

Sport and Fitness

You just want a comfortable riding bike for doing STP, a few entry level triathlons, or some weekend club rides, but everyone's trying to sell you an aluminum bridge truss? The Rodriguez Sport is for you. The 2006 sport went on a diet and lost a pound this year!

The Sport is now made from the same lightweight OX Platinum tubing that our SL model is made from. In fact, there are many improvements for the 2006 Rodriguez Sport. Upgrades Include:

- True Temper OX Platinum tubing
- Profile carbon fiber fork
- Available in 15 sizes (see page 8) to fit men and women as well as custom for just a \$200 upgrade
- Available in 4 color choices instead of just one (custom paint at an upgrade available as well)
- Three different decal options to choose from



This bike is perfect for getting into shape, or doing triathlons, organized rides, commuting, or just havin' fun. If you're looking for a great fitting, comfortable yet quick riding bike, this is one to check out!



From \$1,899

Available upgrades:
 Comfort Carbon (carbon seat post and K-Wing bar and stem) \$400 at time of order
 Custom Size \$200
 Custom Paint (price varies)

2006 Rodriguez Sport Sora \$1,899

Tube Set	<u>OX Platinum</u>
Fork	Cro-moly
Shift Levers	Shimano Sora
Brakes	Tektro Dual pivot
Bottom Bracket	Shimano Sealed
Crank	Shimano Sora Triple
Front Derailleur	Shimano Sora
Rear Derailleur	Shimano Triple
Hubs	Shimano
Rims	Velocity Aerohead
Spokes	DT 14G
Tires	Serfas With Kevlar Belt
Handle Bars	Profile H2O
Tape	Cinelli Cork
Seat Post	Alloy
Saddle	Serfas

2006 Rodriguez Sport Mirage \$2,099

Tube Set	<u>OX Platinum</u>
Fork	<u>Profile carbon fiber</u>
Shift Levers	Campagnolo Mirage Ergo
Brakes	Tektro Dual pivot
Bottom Bracket	Campagnolo SC-S
Crank	Campagnolo Triple
Front Derailleur	Campagnolo Xenon
Rear Derailleur	Campagnolo Mirage Triple
Hubs	Formula Sealed Bearing
Rims	Velocity Aerohead
Spokes	DT 14G
Tires	Serfas With Kevlar Belt
Handle Bars	Profile H2O
Tape	Cinelli Cork
Seat Post	Alloy
Saddle	Serfas

THE PERFECT BLEND

A couple weeks ago, a man came in (we'll call him Jim) during a busy spot in the day on a Thursday afternoon. I had just walked up from the frame shop, and noticed that Smiley and Scott had their hands full, so I stepped in to help him. He said he was looking for a new 'go-fast' bike. I asked him what he was currently riding. He said "well, I've got a 25 year old Motobecane." I asked him if he'd been test riding other bikes, and if he'd ridden anything that he'd liked. He said "as a matter of fact, I've been test riding bikes for a year but I haven't ridden a bike that I liked better than my Motobecane." He was about to give up looking, but then a friend of his suggested that he look over our website (thanks friend). He liked our focus on comfort as well as performance, and thought our Rodriguez Arrow Race (SL Veloce) would be worth a try. I fit him to an Arrow Race (SL Veloce), and set him up for a test ride.

As he left the shop for his test ride, a woman (we'll call her Jane) happened in to air her tires. Coincidentally, she was also riding a 1970-80's vintage Motobecane. As I helped her air her tires, I told her about the man that had just left for a test ride whose current bike is just like hers. She said "this isn't my only bike, it's just the bike I ride all the time. I have an expensive bike I bought 2 years ago, but I don't like it." I asked her what kind of bike it was. She said that it was a carbon fiber race bike that she thought would make her fast, but instead only made her uncomfortable. I suggested that she schedule with me for some fit work, but she said "I think I'll just keep riding the Motobecane....it's comfortable." She went on her way.

Well, 30 minutes or so later, Jim returned from his test ride. The verdict...all smiles. "Wrap it up!" He said, "this one's mine".

After a year long search, Jim decided that the bike to send the Motobecane out to pasture would be a stock Rodriguez Arrow Race (SL Veloce).

The point to my story is twofold: First: Our commitment to blending comfort and performance has grown out of listening to you, and listening to our own common sense. When we build a 16 pound race bike for a customer, we want that bike to be not only light and fast, but the most comfortable bike they've ever ridden....a bike they WANT to ride every day. If I were going to race in the Daytona 500, I would want to drive a Nextel Cup car. Comfort and convenience wouldn't matter as I would be hopped up on adrenaline. But if I were going to buy a high

performance sports car to drive down the coast, I don't want to have to crawl in the window. I'm going to want a radio, air conditioner, a heater, and doors that open. I might even want somewhere to pack a small duffle bag, and a seat for my wife (I know what you're thinking Scott, and she didn't make me put that in).

The point is, even though I would be driving a high performance sports car, it wouldn't be the same car that Dale Earnhardt Jr. would drive in the Daytona 500. The same is true in a bicycle. Jane was sold the "Lance Armstrong, 16 pound, gonna go win the Tour De France" model. But she's not Lance Armstrong, and she's not going to race in the Tour. She commutes, and she rides long weekend fun rides with her friends. She would be much more comfortable on a 16 pound bike designed for her style of riding. It should be set up by someone who listens to what she's going to do with the bike, and fits her to it accordingly.

Second: I want to thank Jim's friend and all of you who send your bud- dies our way. Word of mouth is really the only avenue that a business like ours can count on to develop new customers. Every day new customers come into the shop who were sent to us by a friend of theirs. I hope you know how much we appreciate that.

-Dan



April 2, Scott, Smiley & Dan

I was just a little nervous leaving for my inaugural ride on Saturday morning...would I really notice much difference? Would I appreciate the new ride especially since MANY of my friends were waiting to hear how I could possibly justify "another" bike purchase? In a word..."awesome". The ride was wonderful and passed my expectations. On a more important note, however, I got to experience first hand why I send all my cycling friends to your shop. The customer service supplied by Scott and Smiley once again blew me away. In an era of larger stores winning, you guys continue to set the bar which seems to be unattainable by the other ordinary stores. Your knowledge of the industry coupled with a customer first attitude is a winning combo.

It almost makes me sad to leave on our tandem trip on Tuesday because that means I will be away from the new ride for eight days!

Thanks again for putting up with me over the last six weeks. I will continue to give your shop the high praise it deserves.

-Jay

SPORT/RACING

'STEEL IS REAL'

Open up a can of whoop ass, and hit the road with a vengeance! The **Rodriguez SL** is your bike if you'd like to send your friends 'off the back' for a bit. Your friends will marvel as you step off your comfortable, steel frame after a long ride, and can still sit down for a beer without screaming in pain. Hand built with True Temper OX Platinum (made in the USA tubing), Veloce equipment, hand built Spartacus Pro wheels and a 4 paint design options, it's ready to be at the front of any pack. The Rodriguez SL is now available in 15 sizes, 4 colors, and 3 decal option so you will be ensured a perfect geometrical fit as well as personality fit.



\$2,699

Available Upgrades:

K-Wing bar and stem \$325 at time of order

Custom Size \$200

Custom Paint (price varies)

S&S Couplings \$600



2006 SL Veloce \$2,699.99

Tube Set	OX Platinum
Fork	Profile carbon
Shift Levers	Campagnolo Veloce Ergo
Brakes	Campagnolo Veloce
Bottom Bracket	Campagnolo
Cranks	Campagnolo Veloce Triple
Front Derailleur	Campagnolo Veloce
Rear Derailleur	Campagnolo Veloce
Chain	Campagnolo Record
Wheels	Velocity Spartacus Pro
Tires	Serfas Seca
Headset	FSA Orbit DL
Handle Bars	Profile H2O
Tape	Cinelli Cork
Seat Post	Carbon fiber
Saddle	Serfas Cosmos/Curva

Production Paint jobs for 2006

Choose one of the following paint jobs and one of the following decals. Custom paint designs are also available.

- 1.) Light Blue Pearl (solid)
- 2.) Black (solid)
- 3.) Red/Black
- 4.) Metallic Silver With Pin Stripe Panels

Decal Choices

- 1.) Black w/gold outline
- 2.) White with chrome outline
- 3.) Chrome Script (New for 2006)

Custom paint jobs:

We can paint your bike any color and any design you would like for an upgrade charge.

Level 1 \$150 upgrade to the price of the bike

Level 2 \$275 upgrade to the price of the bike

Level 3 \$400 upgrade to the price of the bike

The level or the upgrade depends on the complexity of the design.

Last year, a lot of customers had us make a custom decal design for them. Custom decals are \$150 on any bike

Size Matters

If a bike doesn't fit right, it's not going to be ridden. A bike not ridden is a very sad bike. Our efforts here at Rodriguez Bicycles to prevent the creation of very sad bikes has been nonstop since the 1970's. This year, we've come up with our best solution ever!

Along with the development of the NEXT fit™ software system (see rodcycle.com) came the realization that if we could fit 90 to 95% of our customers if we built our Rodriguez bicycles in 15 sizes instead of just 10. With the improvements in our frame shop, we no longer have to batch similar size and types of bicycle together when we manufacture them. This enables us to build 15 production sizes as easily as we could build 6 sizes (like most manufacturers). (See how it all goes together?)

For 2006 we will be offering 15 production sizes in addition to our custom offerings. The improvements don't end there though. Our new manufacturing method smooths out things in our paint shop as well. This allows us to offer more choices in paint and decals at no extra charge. Any production bike can be painted one of 4 paint jobs, with your choice of 3 different decal styles (of course custom paint is still an option as always).

Nothin' but good!

If that's not enough, we've got one more improvement for you. We analyzed the cost of trying to stock 3 different types of tubing for 3 different types of production bikes, and found out that we could build all of the bikes out of the lighter, OX Platinum tubing, for the same cost! Wow, that's a lot of improvements for one model year!

How about that? 15 sizes, 4 colors, 3 different decal options, and lighter weight, stronger tubing for every production bike we make and no upgrade charges? Add to this the NEXT fit™ system of fitting, and you've got the best lineup we've ever offered!

Illustration 1 shows the size spread of most bicycle manufacturers.

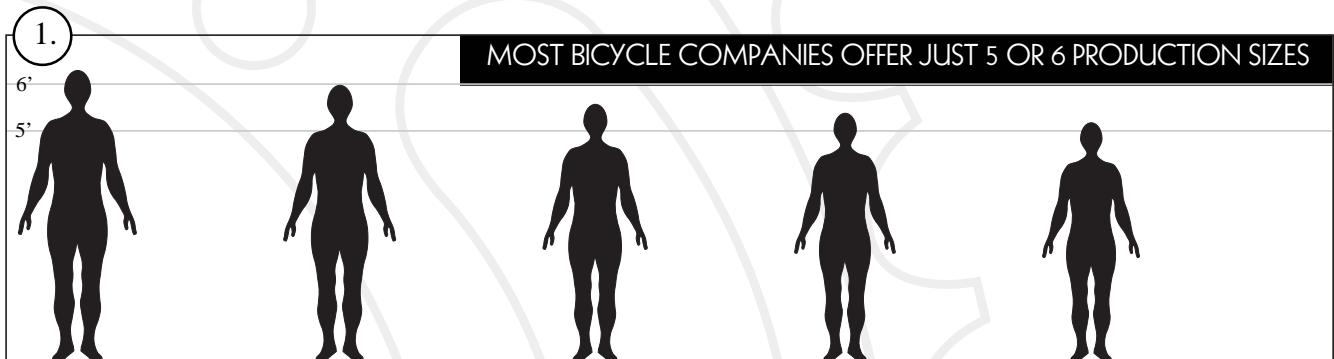
Illustration 2 shows the size spread of the 2006 Rodriguez lineup

Sizing is serious business at Rodriguez Bicycles.



Stacia on her Rodriguez S3 during an "awesome" racing season!
Read more at www.rodcycle.com

Read this and other testimonials in our online scrapbook at www.rodcycle.com





OK, you've seen the rest, now try the best. The Rodriguez S3 has been selling like hot cakes! The challenge was to build a high-end steel bike that weighs less than aluminum or titanium but still rides like a steel bike. Carbon bars, Campagnolo Chorus carbon group, Alpha Q fork.....words don't do this bike justice, so I'll quit trying to write something catchy here, you're just going to have to come in and see what they are all talking about. Choose from 15 production sizes (see page 8) to fit men and women (or custom), 4 color schemes (or custom), 3 decal designs.

\$4,699

Upgrades:
K-wing bar \$250
Custom Size \$200



"How do you get these bikes so light?"

Customers often ask this question.

The S3 tube set is very light, but it's not the only secret ingredient in the light weight steel recipe. Dennis, our head frame builder, has developed several techniques to make the rest of the parts lighter as well. When bicycles are hand built one at a time, we can compare bottom bracket shells to find the lightest, we can use a lathe or a mill to remove unnecessary weight from many areas of the bike. This is why our lightweight steel bikes are even lighter than other lightweight steel bikes made from the same tubing. All it takes is time, a talented machinist, and the method of building every bike one at a time.

All things you can find at R+E

2006 S3 Chorus \$4,599.99

Tube Set	S3 Super light
Fork	Alpha Q
Shift Levers	Campagnolo Chorus Carbon
Brake Levers	Campagnolo Chorus Carbon
Brakes	Campagnolo Chorus
Bottom Bracket	FSA SLK Mega EXO
Cranks	FSA SLK Carbon Fiber
Front Derailleur	Campagnolo Chorus
Rear Derailleur	Campagnolo Chorus Carbon
Cog Set	Campagnolo Chorus 10-sp
Chain	Campagnolo C10
Rear Hub	Velocity
Front Hub	Velocity
QR Skewers	Velocity
Rims	Velocity Uriel
Spokes	Velocity
Rim Tape	Velox
Tubes	Butyl
Tires	Vredestein
Headset	FSA Orbit X cartridge bearing
Stem	FSA OS115
Handle Bars	FSA K-Force Carbon
Tape/Grips	Cinelli Cork
Seat Post	Alpha Q Carbon
Saddle	Fizik Ti

BUY REALLY LOCAL!

These bikes are Hand-Crafted in Seattle, U.S.A.

These affordable Rodriguez production and custom bikes are carefully hand built, every step done by hand, by humans, here at R+E CYCLES. We carefully design the angles and lengths for each size of bike. One at a time, the tubes are cut with precision care. Each weld is hand done by a master welder.

The bicycle is assembled by a professional mechanic - even the wheels are hand built! Every process is done by a human. Not one of the steps is done by an automated machine. And when you purchase from us, we make sure your new bike fits you perfect! After all, a good fit is the key to enjoying your new bicycle.

AAAAHH..... The Feel of Steel

Richard Schwinn once said "If all bicycles were made from aluminum, titanium, and carbon fiber, then someone invented steel, it would be hailed as a 'miracle material'".

He couldn't have been more correct. Steel is lighter weight, less expensive, easier to repair if need be, and much more versatile than the space age materials. Ever notice how other bike companies all compare the ride of their bike to a 'high-end steel' frame? This is because of the superior riding characteristics of the classic steel frames. Rodriguez bicycles are made from True Temper steel that is made in the U.S.A. Each tube set is selected for the ride and performance characteristics that we want from each bike. We are proud to be a part of the Seattle Bicycling community. Every Rodriguez frame is made right here in Washington by Washingtonians, and comes with a lifetime guarantee. We invite you to stop by the shop, and meet the folks here at R+E Cycles who design, build, and paint Rodriguez Bicycles.



5627 University Way NE
Seattle, WA 98105
206-527-4822
Fax 206-527-8931
Sales@Rodcycle.com
www.rodcycle.com

Impossible just takes longer

Whatever you're need, here at Rodriguez we can build a bike for you.

Whether you're an everyday commuter, fair weather rider or a professional racer, we can create that new best friend.

 www.rodcycle.com

TOURING/COMMUTING

Rodriguez Adventure

Fenders, front and rear racks, big wide tires, bomb proof fork, all no problem on the Rodriguez Adventure. This is a comfortable, classic touring bike with modern day and the old school conveniences.

We started building these again when the bike industry gave up on making well designed touring bikes. This bike is a class act right down to the stainless steel bottle opener on the chain stay. Whether you are planning an extended bicycle tour, or commuting to and from work, this bike is for you!

Our touring bikes went on a diet this year and lost a pound! We've expanded our size offerings to 15 (see page 8) and custom. Wow!

2006 Upgrades Include:


- True Temper OX Platinum tubing
- Available in 15 sizes to fit men and women as well as custom for just a \$200 upgrade
- Available in 4 color choices instead of just one (custom paint at an upgrade available as well)
- Three different decal options to choose from



\$2,199



Available upgrades:
 Comfort Carbon (carbon seat post and K-Wing bar and stem)
 \$400 at time of order
 Custom Size \$200
 Custom Paint (price varies)



The Rodriguez bottle opener is an exclusive, touch of class that you'll only find on a Rodriguez. This stainless steel accessory comes standard on the Men's Adventure touring bike. It is brazed onto the seat stay.

2006 Adventure Touring \$2,199.99	
Tube Set	OX Platinum
Fork	Steel
Shift Levers	Campagnolo Mirage
Brake Levers	Campagnolo Mirage
Shifter Housing	Campagnolo
Brake Housing	Campagnolo
Brakes	Tektro Dual pivot
Bottom Bracket	Shimano Sealed
Cranks	Rodriguez 28/38/48
Front Derailleur	Shimano Triple
Rear Derailleur	Campagnolo Mirage
Chain	Campagnolo C9
Hubs	Campagnolo Veloce
Rims	Velocity Dyad
Spokes	DT 14G
Tires	Serfas Kevlar Belted
Handle Bars	Profile H2O
Tape/Grips	Cinelli Cork
Saddle	Serfas Cosmos/Curva

THE W² ADVENTURE

TRAVEL BIKES

THE SPECS:

1.) Tires: Willie doesn't ride skinny tires. This bike is set up to use whatever tire you might need to tackle the roughest roads (or non-roads). You can install from 1" to 1.9" wide if needed.

2.) Standover Clearance: You never know when you'll have to stop short! Willie likes to have a lot of stand over clearance so that... well you know why.

3.) Comfort: Ultimate travel calls for Ultimate comfort! The sloping top tube provides a higher, more comfortable handlebar position. The bike is offered with drop or flat bars.

4.) Luggage Room: The W² Adventure comes equipped with front and rear rack braze-ons so you can carry a motherload of equipment, as well as 3 water bottle braze-ons.

5.) Gearing: Willie likes low, low, low gears. The W² Adventure comes with a lower gear range than other touring bikes, and a crankset that will even accept lower gears than that.

6.) Portability: The W² Adventure is equipped with S&S couplings. This means it can easily be packed into a 26" by 26" suitcase (sold separately)

7.) Durability: This bike is built from True Temper OX Platinum tubing. The components are selected for their durability and simplicity in design. All of the bearings are cartridge sealed and maintenance free.

Lot's more cool stuff (visit our web site to see it all):

- The W² comes with a shoulder pad carrying device. You can sling the bike up on your shoulder and carry it across a stream without killing your shoulder.
- The W² comes with our exclusive Rodriguez bottle opener (brazed on the seat stay). It is stainless steel, and always accessible so you won't have to dig through your panniers for your Swiss army knife just to open your drink.
- The Outrigger cable braze-on is another Rodriguez exclusive that you'll find on the



Willie Rocks!!
Read more about Willie at
www.willieweir.com

W² Adventure. This little guy holds the cable stop away from the frame just a little bit. This allows us to use a cable splitter for the rear brake and it won't rub the paint off the frame.

www.rodcycle.com



Bruce and Karen with their Rodriguez UTBs during their Pacific Coast tour.
Read more in our scrap book at
www.rodcycle.com

Willie Weir Adventure (UTB) Specifications

This bike went on a diet this year and lost a pound! We've expanded our size offerings to 15 (see page 8) (plus custom). Wow!

2006 Upgrades Include:



- True Temper OX Platinum tubing
- Available in 15 sizes (see page 8) to fit men and women as well as custom for just a \$200 upgrade
- Available in 4 color choices instead of just one (custom paint at an upgrade available as well)
- Three different decal options to choose from

If you want to travel the world on a bicycle, or just bang around town but have the option of travelling the world, this is your bike!

Available upgrades: • Comfort Carbon (carbon seat post and K-Wing bar and stem) \$400 at time of order • Custom Size \$200

	<u>Standard Package</u>	<u>Willie Package</u>	<u>Ultimate Package</u>
<u>Price</u>	<u>\$2,699</u>	<u>\$2,699</u>	<u>\$3,399</u>
Frame	True Temper OX Platinum	True Temper OX Platinum	True Temper OX Platinum
Fork	Tandem grade Cro-moly	Tandem grade Cro-moly	Tandem grade Cro-moly
Bottom Bracket	Mirage	Deore LX	Phil Wood
Rear Derailleur	Mirage Triple	Deore LX	Veloce Triple
Front Derailleur	Shimano Triple	Shimano Triple	Veloce Triple
Shift/Brake levers	Mirage Ergo	Tektro ATB	Veloce Ergo
Brakes	Cantilever	Cantilever	Cantilever
Cranks	Alloy Triple 28/38/48	Alloy Triple 24/38/48	Alloy Triple 28/38/48
Head Set	1 1/8" FSA XL2	1 1/8" FSA XL2	1 1/8" FSA XL2
Hubs	Veloce 9-speed	Shimano 9-speed	Phil Wood 9-speed
Spokes	DT stainless	DT stainless	DT stainless
Wheels	Hand-built	Hand-built	Hand-built
Bars	Drop Alloy	Flat Alloy	Alloy Drop
Stem	Alloy	Alloy	Profile Alloy
Bar tape	Cinelli Cork	ATB Grips	Cinelli Cork
Tires	Serfas 26 X 1.25	Serfas 26 X 1.25	Serfas 26 X 1.25
Seat post	28.6 Alloy	28.6 Alloy	28.6 Alloy
Seat	Serfas Cosmos	Serfas Cosmos	Serfas Cosmos

Production Paint jobs for 2006

Choose one of the following paint jobs and one of the following decals. Custom paint designs are also available.

- 1.) Light Blue Pearl (solid)
- 2.) Black (solid)
- 3.) Red/Black
- 4.) Metallic Silver With Pin Stripe Panels

Decal Choices

- 1.) Black w/gold outline
- 2.) White with chrome outline
- 3.) Chrome Script (New for 2006)

Custom paint jobs:

We can paint your bike any color and any design you would like for an upgrade charge.

- Level 1 \$150 upgrade to the price of the bike
- Level 2 \$275 upgrade to the price of the bike
- Level 3 \$400 upgrade to the price of the bike

The level or the upgrade depends on the complexity of the design.

Last year, a lot of customers had us make a custom decal design for them. Custom decals are \$150 on any bike



Hand Made Steel Frame/Fork Sets From Rodriguez Bicycle Company



Platinum Sport/SL Frame with
No Fork \$1,195

Platinum Sport/SL Frame with
Profile Carbon Fork \$1,395

Platinum Adventure Tour Frame with
Cro-Moly Fork \$1,295

S3 Frame with
Alpha Q Fork \$1,995

Platinum S&S coupling UTB Frame with
Cro-Moly Fork \$1,895

All sizes and colors available - same as
production bike models

Trillium Frame with
Alpha Q Fork
From \$2,695
Custom size and paint included





Trillium

R+E Cycles is proud to announce a new arrival!

A good customer had the suggestion that we offer a very special bike this year (so now he's gotta buy one right?). The trillium is the first flower of spring, and it's been our logo for as long as we've been here. For 2006, we've come up with a very special bike named after the Trillium. We've modeled this bike after several custom bikes that we made last year for customers who wanted us to create the bike of a lifetime. We have the first Trillium in the store right now, and we'd love to have you visit. The Trillium is offered in both Single and Tandem configurations.

The *Trillium*

The ultimate dream bike, your imagination is the only limit. Built with U.S. made, True Temper S3 frame tubes and Alpha Q all carbon fork. The ultimate quality of Campagnolo Record components combined with the best that FSA has to offer. All frames custom built to your fit and painted however you want. A stainless steel trillium head badge is silver brazed right onto the head tube.





THE EIGHT BALL

ONLY FROM RODRIGUEZ

“A bicycle built for two... I mean one... I mean two”

The Eight ball is a Rodriguez exclusive. It's a travel bike, a travel tandem all in one bike. The entire thing will break down easily to fit into a 26" by 26" flight case.

The Story - When S&S couplings first came out, I immediately thought about a 'convertible' bike. One that would not only pack into a small flight case, but serve both as a travelers single bike, and a traveling couples tandem bike. It made sense to me. I drew one up before we even had any couplings in stock. But, my head frame builder at the time didn't think it made sense, so we scrapped the project.

A few months later, our service manager drew up a design for a tandem that he could fit into a back pack. Our frame builder brought the design up to me (it looked very similar to the convertible that I had drawn), we combined the 2 designs, and with a few modifications, the Eight ball was born.

It wasn't long after that when Willie Weir and his wife Kat came to us about getting a tandem for their tour in Cuba. Willie is a world class bicycle traveler, columnist and KUOW commentator. He bicycles in places around the world that are obscure and amazing. After hearing about their plan, we decided that the Eight ball would be the perfect bike for them.

Willie was to go to Cuba first, and tour by himself

for an extended period of time. Then Kat would fly in and join him. Our thought was that Willie could just take the 'single' configuration with him, and Kat could bring the pieces for the tandem conversion with her. This way, they wouldn't have an extra bike to try and store somewhere in Cuba. The plan went perfectly. I'd try to tell you more about his fantastic trip, but you should really hear it in his own words. If you'd like to read about some of Willie's adventures email me for a free Video CD with some travel tips from Willie, and some fantastic photos.

In the years since, we've built several of these bikes. Everyone who has one loves it. We've even had one customer add a 3rd section to their Eight ball, and now it's a travel single, a travel tandem, and a travel triplet! The versatility is amazing.

There's no better test for a bicycle design than having someone like Willie and Kat tour where there are no roads, bike shops, or spare parts. The Rodriguez Eight ball has proven its self to be a travelers best friend time and time again. I encourage anyone who thinks they would like to travel with a bicycle to consider this versatile design.

The price for a Rodriguez Eight ball frame is \$4,399 for the tandem/single configuration. Not bad for a travel tandem and a travel single! See page 20 for parts group offerings. We are a custom shop, and no two Eight balls, so far, are the same.



HOW TO SHOP FOR A TANDEM

They say “you can’t judge a book by its cover”, but I dare say you can judge your ultimate level of satisfaction with your new tandem, by the first experience you have with it on the sales floor.

RODRIGUEZ tandems believes that the components are very important. But we don’t believe that they are the most important part of your tandem. Often people shop and compare by components because that is what is most familiar to them. Often sales people compare and sell by components because that is what they know best.

The fit is the most critical component on a tandem. If it is not fit well, it will be uncomfortable to ride and it won’t matter what kind of derailleur or tubing you have. When you are shopping for a tandem be sure that the sales folks do more than have you stand over the bike or even worse, just ask you “how does this one feel?” Make sure that when you are ready to take a bike out for a test ride, it is set up as close to perfect as possible, and if not, at least know what modifications should be made for you.

Your tandem test ride will tell you a lot about how much a shop really cares. Sending two people out alone for their first time, is like handing a couple the keys to a semi-truck because they know how to drive a car. Hopefully, someone from the shop will take you each out separately before they send you together. They might even go a step further and accompany you for the first half mile. This says that they care about you and they care about their tandems.

There is a steep learning curve when it comes to shifting gears on a tandem. Quite often a couple will not like the shifting, or they’ll tell us it plain old did not work. This is often user error and is expected in the early stages of tandem riding. A good instructor can help get you past this stage very quickly as well as give you pointers for climbing, descending, starting, stopping, and communicating. If a shop gives this kind of care to a test ride they’ll probably give the same kind of care to the assembly.

Beware of purchasing a tandem that seems like “too good a deal to be true”. Often shops purchase a tandem or two, but then realize they can’t

sell them. So they “blow them out” and it can be very tempting. What you may end up with is a poorly fit bike, that is poorly assembled, and a shop that does not have the tandem expertise to help you once you have signed the check.

Shop carefully for a tandem. The cheapest price is not always the best deal. It may take a few rides until you dial in the perfect fit. Be sure the shop you purchase your tandem from will work with you while you juggle seats and stems. Make sure there is a good warranty on the wheels. Compare your shopping experience along with comparing bikes. It might turn out to be the most important factor.



The Trickel family on their 8-ball tandem during its maiden voyage in Denmark.
Read more at www.rodcycle.com



Greg and his daughter set off on a fantastic voyage.
Read more at www.rodcycle.com

RE
CYCLES

5627 University Way NE
Seattle, WA 98105
206-527-4822
Fax 206-527-8931
Sales@Rodcycle.com
www.rodcycle.com

DOUBLE YOUR FUN! RIDE A TANDEM

Comfort is the key to a good tandem. If the fit isn't perfect, it doesn't matter what the components are. Our Rodriguez tandems focus on the comfort of both riders. We strive to achieve the perfect fit for each of you and the proper level of "cush" depending on your needs. Our Stainless steel bottle opener brazed to the seat stay doesn't hurt the 'cool' factor either.



30 years of designing, building and riding tandems has given us a broad range of experiences which enables us to create the perfect tandem for you. When you take a personalized test ride with us, you'll see why RODRIGUEZ tandems are the best!!

2006 Tandems A la Carte

This year, we've made our tandem selections a la carte. Choose the frame, and then the component group. Add the prices together and you've got your tandem.

Test Pilot Frame and Fork - \$1,799

The test pilot is our least expensive tandem frame. The tubing is all round on this bike, which makes it able to have S&S couplings installed at some point down the road. You can choose from 3 production sizes or a custom size for \$350 extra. 700c or 26" wheel options available. Four color options this year makes this bike more fun than ever!



Test Pilot Travel Frame and Fork - \$2,399 (Includes 3 couplings)

The Test Pilot Travel includes 3 couplings (as opposed to 6). This enables you to easily take the bike in half to fit it into a regular bike case. It won't fit into the 26" X 26" suitcase like the Toucan Travel, but a lot of customers have requested this 3-coupling option over the last few years, and we thought it would be a good idea to offer it.

See Parts Groups on Page 20 for the Parts Options

Toucan Frame and Fork - \$1,999

The Toucan uses our famous ovalized top tube and boom tube. This provides a more comfortable ride, while at the same time creating a more laterally stiff frame. This design made us famous for our great riding tandems. The ovalized tubes don't work in S&S couplings however, so the travel Toucan has round tubes just like the Test Pilot. 700c or 26" wheel options available. Four color options make our 2006 tandem line up more fun than ever!



Toucan Travel Frame and Fork - \$2,999 (Includes 6 couplings)

The Toucan Travel is a full sized tandem that will fit into a 26" X 26" suitcase for flying. This is probably our most popular tandem over the last 2 years.

The Eight Ball Frame and Fork - \$4,399



This is a Rodriguez exclusive. The Eight Ball is a full size tandem that easily converts into a full size single bike, and the whole thing fits into a 26" X 26" suitcase for easy travel. We sold several of these last year, and the owners love them!

See Parts Groups on Page 20 for the Parts Options



Charles and Rose Ann on a trip to Italy with their 8-ball tandem.

Read more at www.rodcycle.com

The Trillium

A good customer had the suggestion that we offer a very special bike this year (so now he's gotta buy one right?). The trillium is the first flower of spring, and it's been our logo for as long as we've been here. For 2006, we've come up with a very special bike named after the Trillium. We've modeled this bike after several custom bikes and tandems that we made last year for customers who wanted us to create the bike of a lifetime. We have the first Trillium in the store right now, and we'd love to have you visit. The Trillium is offered in both Single and Tandem configurations.



Thunder Parts Kit \$1,699.99

Fork	Cro-moly Steel
Shift Levers	Campagnolo Mirage 9x
Brakes	Alloy Cantilever
Cranks	Alloy Tandem
Bottom Brackets	Shimano Sealed
Eccentric	Bushnell
Front Derailleur	Shimano Triple
Rear Derailleur	Campagnolo Mirage
26" wheels	
Rear Hub	36° Phil Wood tandem cassette
Front Hub	36° Shimano
Rims	Weinmann ZAC 19
700c wheels	
Rear Hub	48° Shimano XT Tandem
Front Hub	48° Shimano XT Tandem
Rims	Velocity Deep V
Spokes	DT 14G
Rim Tape	Velox
Tires	Serfas Kevlar Belted
Headset	FSA Orbit DL
Handle Bars	Profile H2O
Tape	Cinelli Cork
Seat Posts	Alloy
Saddles	Serfas Cosmos/Curva
Stoker Stem	Rodriguez Adjustable

Lightening Tandem Kit \$2,199.99

Fork	Cro-moly Steel
Shift Levers	Campagnolo Veloce 9x
Brakes	Tektro Cantilever
Cranks	Alloy Tandem
Bottom Brackets	Phil Wood w/5 year warranty
Front Derailleur	Shimano Triple
Rear Derailleur	Campagnolo Veloce
Rear Hub	Phil Wood tandem cassette
Front Hub	Phil Wood tandem
Rims	Velocity Deep V
Spokes	DT Stainless 14G
Tires	Serfas Kevlar Belted
Headset	Orbit XL II Sealed Bearing
Handle Bars	Profile H2O
Tape	Cinelli Cork
Seat Posts	Alloy
Saddles	Serfas Cosmos/Curva
Stoker Stem	Rodriguez Adjustable

2006 Rodriguez Tandem Parts Kits

Add the price of a frame to the price of a parts kit to determine the cost of a full tandem



Hurricane Tandem Kit \$5,199.99

Fork	Alpha Q Carbon Tandem
Shift Levers	Campagnolo Record 10x
Brakes	Record Caliper
Cranks	FSA SLK Carbon
Bottom Brackets	FSA Mega EXO
Front Derailleur	Campagnolo Record Triple
Rear Derailleur	Campagnolo Record Carbon
Timing Chain	SRAM PC-991 Hollow Pin 9x
Rear Hub	Phil Wood tandem alloy axle
Front Hub	Phil Wood w/ alloy axle
QR Skewers	Salsa
Rims	Velocity Deep V
Spokes	DT Stainless 14/15G
Nipples	Alloy
Rim Tape	Velocity Velo Plugs
Tires	Vredestein Fortezza
Headset	FSA Orbit X
Stems	FSA OS-115
Handle Bars	FSA K-Force
Tape	Cinelli Cork
Seat Posts	FSA K-Force
Saddles	Fizik Rondine
Stoker Stem	Rodriguez Adjustable

Upgrade:
Phil Wood ti bottom brackets and da Vinci crank set
upgrade

+\$600

Caught in the act!


Feb. 21st, 2006

5:48pm

Another day at R+E Cycles finds all of us here working.




Jenny brings a much needed smile to a busy, busy office.



John (Stretch as we call him) prepares to service an exquisite Rodriguez tandem.



Megan, the barista at our in house coffe shop (pedal a latte), keeps us all moving through the day with a hot cup of coffee.



Tommy the mechanic caught hiding behind his work stand.



Teresa gets ready to work some paint magic on someone's new Rodriguez bike.



Brad finishes up a hand built wheel for someone's new Rodriguez




Amber cleans up some photos for the much awaited web site updates.



Dennis and Todd caught on film while doing some final clean up on a couple of S3 frames



Scott (right) calculates the price for a track racing tandem that Smiley just sold. Me, (left) looking pretty haggard after 16 long days in a row, contemplate the words for this catalog.



Smiley (the sales department) makes an appointment to fit a customer to a new Rodriguez Bicycle



Since 1973

5627 University Way NE

Seattle, WA 98105

206-527-4822

Fax 206-527-8931

www.rodcycle.com

